



*Washington State
Mini PLUS 2011*

*RGB Floods;
What's Your Options*

Mark "Zman" Zembruski

Agenda



Do It Yourself (DIY)



General Info



Aether



Mighty Mini



Rainbow Flood



V-Drive



Commercial Products



General Info



Cosmic Color Flood



Miscellaneous DMX Products



Light UP!





Do It Yourself
"DIY"

DIY - General Info



Cost effective



Models to fit everyone's budget



Well Documented How-To's



Assembly, Test, Use, Troubleshooting



Project Kits



Co-op or Product purchases



Parts included



Bare PCBs



Buy from individual or vendor



Parts list supplied or available on Wiki



Parts readily available



Mouser, Newark, Digi-Key, Jameco



Assembled Modules in some Products



DIY - General Info



Solder - Assembly - Mount - Test



Mounting typically requires 150W Halogen Flood Housing



Drive with DC



Requires Controller / Power Supply



12V & 24V depending on Flood



Uses 3-4 channels of a 16 channel controller



Drive with DMX



Require DMX Dongle or DMX Controller



Cost Approximation Includes



PCB, Parts, Housing, Connectors, Cables



Aether

Sponsoring Site - Do It Yourself Lightamination - DIYLA

www.diylightanimation.com

Creator - Robert Jordan - "RJ"

Approx Cost - \$110

1 Co-op to date, others planned

Long lead time on parts

Kit Only - No Assembled Units

Documentation Videos on Wiki

Most challenging of the Floods

SMD parts, different soldering technique required

DMX only

4 Channel

R-G-B (Separate channel for White)

120V AC or 24V DC

Constant Current LEDs



Mighty Mini



Sponsoring Site Do It Yourself Christmas - DIYC



<http://doityourselfchristmas.com>



Creator - Frank Kostyun



Approx cost - \$60



PCB Available via Co-op's - OR -



Franks Store Site and Info Page



www.kostyun.com/?page_id=106



\$5 per PCB



C-LED - Straw Hat LEDs & Resistors



<http://c-leds.com/store/>



~\$40



DC Control Only



4 Channel



R-G-B-W (White LEDs)



24V DC



Rainbow Flood

 Creator - **Greg Renna (Sponsor)**

 Greg's Store Site:

 <http://seasonalentertainmentllc.com>

 Approx Cost - \$25 - \$55

 DIY Kits - Assembled Kits - Combo Kits

 Combo Kits Include Housing Adaptor


 Flood Accessories Available From Site

 Documentation Downloadable From Site

 DC Controller or DMX

 DMX Requires Rainbow Brain

 3 Channel

 R-G-B

 12V DC



Vflood



Creator - William Morris



William's Store Site



<http://www.twodoglightstore.com/>



Approx cost - \$55 - \$115



Assembled Units



Flood Accessories Available From Site



Documentation Downloadable From Site



DC Controller or DMX



DMX requires Vdrive



4 Channel



R-G-B-W (White LEDs)



12v DC or 24V DC w/ Mod



Macro Features Built in



Constant Current LEDs





Commercial Products

Commercial - General Info



Numerous products available



Plug and Play



No assembly required



Typically 120V



DMX Only



Will require DMX Dongle



Will require weatherproofing



Weatherproof available but costly



Cosmic Color Flood



Light O Rama



www.lightorama.com



Cost ?



Will require CCF Controller



2 CCF's per Controller



120V AC



Constant Current LEDs



Commercial Products



Internet is your buddy!



Hundreds of vendors



Cost ~ \$50 - \$100's



DMX Only



DXM Controller or Dongle



120V AC



Example - Chauvet 200B



Approx - \$125



6 Channel



R-G-B



Macro Features built in





Light Up!

Universe/Network Set Up



Laptop / Controllers-Dongles



LOR USB485B



LOR iDMX Controller (Dongle)



LOR DC Controller



Powered by a 12V Power Supply



Channels 9-16 24V Power Supply



Lynx V1 DMX Wireless Tx



Lynx DMX Splitter Wired(less)



Universe/Network Set Up



Flood Set Up



Aether



Built in Controller - Wireless



120V AC



Set to DMX Channel 401



Mighty Mini



DC Driven



R-G-B-W - One DC Channel per color



Rainbow Flood / Brain



Powered with 12V



Set to DMX channel 405



Universe/Network Set Up



Flood Set Up (Con't)



Vdrive / Vflood



Powered with 12V



Set to DMX channel 409



Chauvet 200B



Powered with 120V AC



DMX Channel 413



Test Sequence (LOR S2)



Cycle R-G-B-W



1 Flood at a time



10 sec Ramp Up/Down (Green)



1 Flood at a time



Cycle R-G-B-W each @ 1 second



1 flood at a time



Compare Colors and Throws



All floods side by side



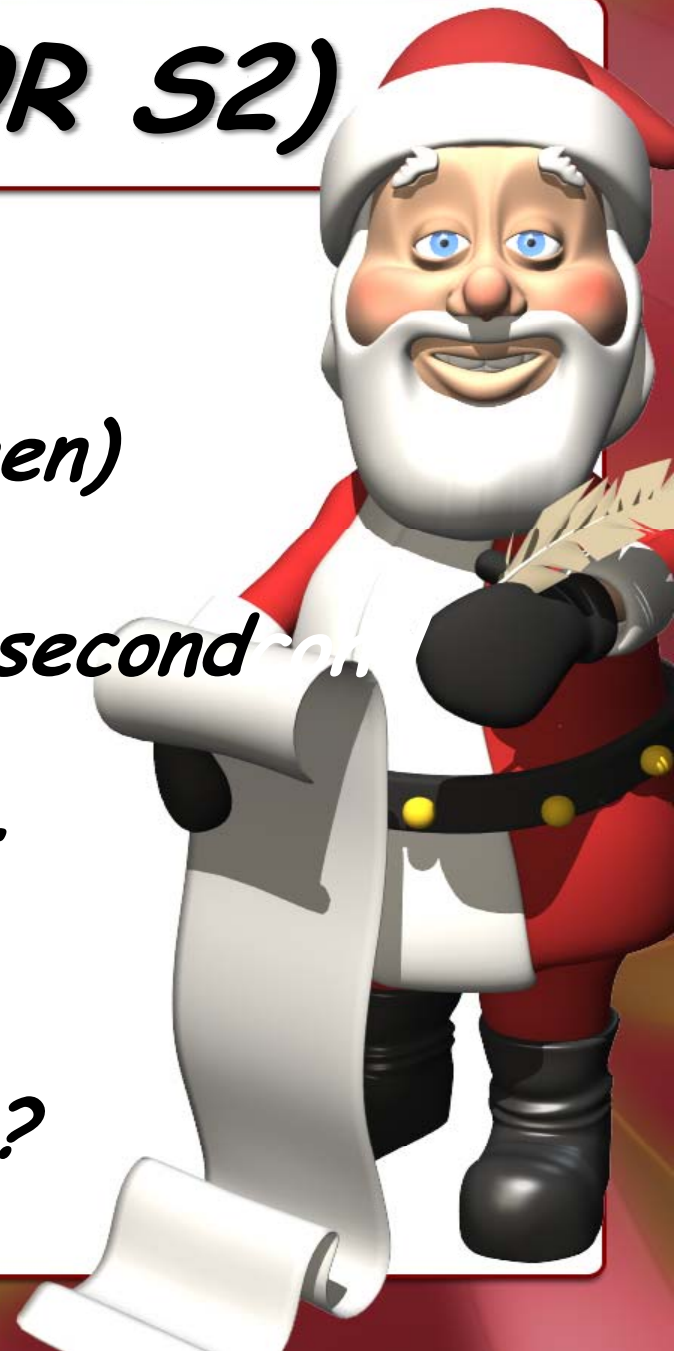
Cycle R-G-B-W



What would you like to see?



Open forum



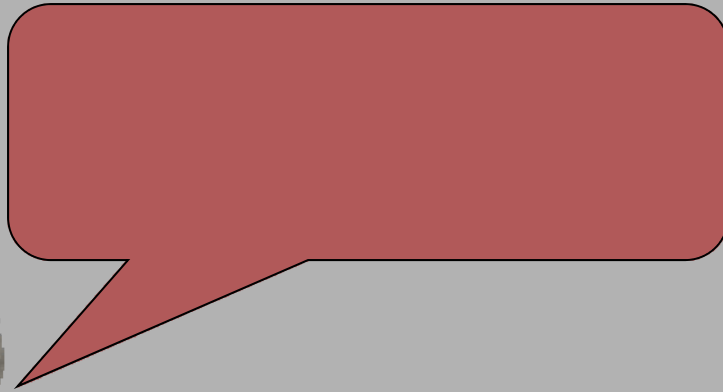
Thank You & Merry Christmas!



Check out
Woodinville Wonderland
for this and other How - To's from
Zman:

www.woodinvillewonderland.com





Backup Slides

